







*A Dolphin iT Solutions product*

March 2004

## Barcode reader setup instructions

In order for your bar code reader to work with the new software just print this document off and click on the bar codes below in sequence. It's as easy as that. Now even if you are working on a document on the other window, members will be able to log in without interrupting you.

1. Start Configuration	 * % \$ + / 3 *
2. STX-ETX	 * % 7 8 5 + *
3. End Configuration	 * % \$ + / 4 *
4. Save Parameters	 * % \$ + / 0 *

Don't forget to call if you have any questions or problems with the new software.

[www.dolphinitsolutions.com](http://www.dolphinitsolutions.com)

Dolphin iT Solutions (UK) Ltd. Registered in England No. 04677897 Registered Office: "Colonsay", 10, Manor Farm Close, Kingham, Chipping Norton, OX7 6YX  
Tel: +44 (0)1608 - 658803 Email: [info@dolphinitsolutions.com](mailto:info@dolphinitsolutions.com) Fax: +44 (0)870 - 1275668